

Ubi-Finger: Gesture Input Device for Mobile Use

Koji Tsukada^a and Michiaki Yasumura^b

^aKeio University Graduate School of Media and Governance, 5322 Endo Fujisawa, Kanagawa 252-8520, Japan

^bKeio University Faculty of Environmental Information

tsuka@sfc.keio.ac.jp

ABSTRACT

We propose a novel interface in mobile environment called “Ubi-Finger” that realizes sensuous operations for PDA and information appliances by gestures of fingers. Since gestures are usual methods of non-verbal communications and enables sensuous operations for users, many researches on them carried out especially in the field of Virtual Reality. However most of those existing gesture-input systems are either very expensive or large, and have not been used in mobile environment. In contrast, Ubi-Finger is a gesture-input device, which is simple, compact, and optimized for mobile use. We develop prototype systems, and evaluate how effective our approach works.

Keywords: Gesture Recognition, Ubiquitous Computing, Wearable Computing, Information Appliances

1. INTRODUCTION

As the computers became more downsized and powerful recently, the uses of them have extended to the daily life. With that, the concern with new human interfaces which focus on the various uses in real world has been growing.

As the popularity of personal digital assistants (PDAs) and cellular phones has increased rapidly in recent years, more and more computers are used in mobile environment. In such situations, the user interfaces should be compact and easy to use, compared to conventional computers in office or school environments. Many researchers have developed input devices in such mobile-computing environment^{3, 5, 17, 18}. But many of them focused on more efficient methods of text inputs, and have not proposed more natural methods with another modality. In the meanwhile, Mark Weiser proposed a vision of a future computing environment called “Ubiquitous Computing” in which many various computers work in harmony¹⁹. Now, his vision is going to be realized as the diffusion of information appliances. More and more computers and networks are expected to spread into households in near future, and various kinds of home electronics become information appliances connected to the networks. Although many appliances become more high-performance and multifunctional in such an environment, control methods of appliances tend to become more complicated and increase the difficulty for users to master enormous control methods of various appliances. Therefore, new interfaces that can control various information appliances with simple and friendly operation are desirable¹⁰.

This paper focuses on human gestures with fingers to solve the above problems of mobile computing and information appliances. Generally, in the communication of human emotions or wills, the nonverbal means are more important than verbal means¹¹. Human gestures are typical examples of nonverbal communication, and help people communicate smoothly⁸. Human gestures are used not only in the communication between foreigners or language-disabled, but also actively used in the usual communication. In this way, human gestures are very useful communication means, and naturally used by everyone. For these reasons we have focused on the human gestures. Although there are many researches about gesture input systems especially for Artificial Reality^{9, 20}, most of those existing systems are very expensive and large, and have not been used in mobile environment. Our method is unique in its approach to apply the gesture input method to control mobile computers and information appliances.

We propose a new wearable interface in mobile environment called “Ubi-Finger” that realizes sensuous operations for PDA and information appliances with natural gestures of fingers. We also developed prototype systems, and evaluate how effective our approach works.

2. UBI-FINGER

Ubi-Finger is a compact gesture input device attached on fingers. It realizes sensuous operations of various devices in real world with gestures of fingers. The main concepts of Ubi-Finger are as follows.

- Sensuous operations with gestures of fingers.

- Wearable interface optimized for mobile use.
- Multiple uses with a single interface.

We describe details of these concepts, discuss the problems, and propose the approach of development.

2.1. Control of Real-world Devices with Gestures

Ubi-Finger realizes operations of real-world devices with gestures of fingers. The benefits of applying the gesture input method to operations of real-world devices are: (1) easy-to-understand mappings of operations with existing metaphor, (2) active use of corporeality. The former benefit means that we proposed easy-to-understand control techniques by using existing methods to control devices in real world. Real-world devices naturally offer their properties by providing their own affordance⁴. For example a volume knob of an audio amplifier makes people feel like "turning" it (Fig. 1). Since many users are familiar with these control methods, they should easily control various appliances by using these metaphor. The latter benefit means that the gesture input method should be one of the most suited methods to make good uses of corporeality. Since corporeality is considered as a significant factor in Ubiquitous Computing¹³, it will be useful for the operations of real- learned by moving one's body is more memorable than the method learned by pushing many buttons in order.

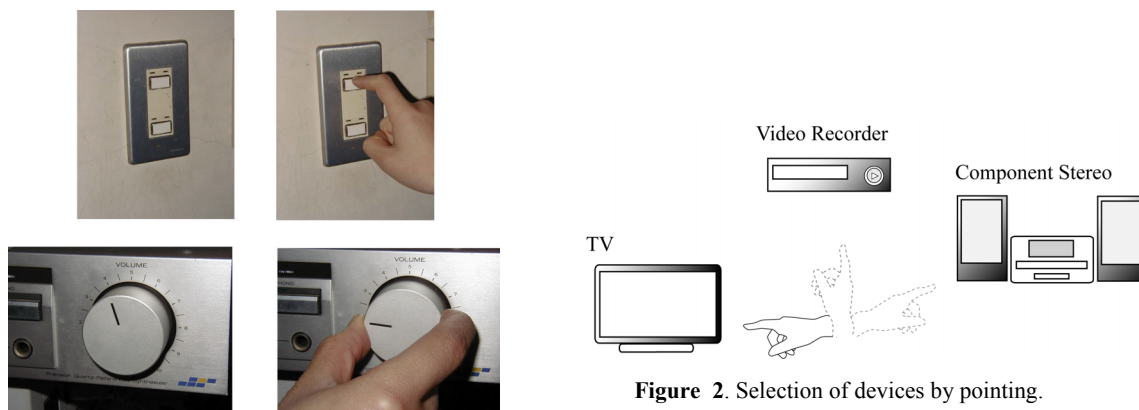


Figure 1. Affordance of the real-world devices
Upper: "Push" a switch of a room light
Lower: "Turn" a volume knob of an audio amplifier

Figure 2. Selection of devices by pointing.

2.2 Wearable Interface

Fukumoto² said that there are three factors required for wearable interfaces: "Portability", "Operationality", and "Constancy". That is, wearable interfaces must be compact and light weight, easy to use despite of downsizing, and always ready to interact with users. However, most of the existing approaches of gesture input systems have focused on varieties of gestures. Since users must attach sensors to all fingers in those systems, they failed to satisfy the factors of wearable interfaces such as "Portability" and "Operationality".

2.2.1. Trade-offs between Varieties of Gestures and User's load on Wearing

To increase kinds of recognizable gestures, we must detect (1) bending of top joint and second joint of each finger, (2) angles of joints between fingers, and (3) tilt angles of a wrist. To satisfy all of the above requirements, users must attach sensors to all fingers and their loads on wearing increased severely. Thus, these approaches don't suit for wearable interfaces used in the daily life from the aspects of practicability. Moreover, since we mainly aim at common and simple operations of information appliances, we less likely need to recognize complicated gestures, compared with the case of the researches on sign languages^{12, 16}.

2.2.2. Reduction of unexpected inputs

Since wearable interfaces should be always ready to use, the methods to differ intended user inputs from unexpected ones are very important. However, most of the existing gesture input systems haven't cared about the above problem, and

don't provide features to reduce unexpected inputs. In Ubi-Finger, we have attached touch sensors on the side of an index finger, and proposed a new method to start and stop the gesture recognition by pushing touch sensors with a thumb. By providing the clear trigger mechanism, we could succeed at reducing unexpected gestures effectively. In the meanwhile, there are trade-offs between the trigger mechanism and natural operations, we should have more discussions in future.

2.3. Multiple Uses with a Single Interface

Ubi-Finger realizes the operation techniques for multiple devices in real world with a single interface. Although users can control multiple devices with learnable remote controls, there are significant problems that the correspondence between functions and buttons becomes more complicated in such existing systems as the number of target devices increase, and users' loads on learning gets increased severely.

By using Ubi-Finger, users can control various devices in real world simply and sensuously. The brief steps of controls are as follows.

Select a target device with pointing

A user can select a target device by pointing it with her/his index finger, and send her/his ID via infrared (Fig. 2).

Control the device with gestures

A user can control the target device with gestures of fingers. Since she/he has selected the target device previously, the control methods don't become complicated regardless of increase of target devices.

3. DEVELOPMENT

3.1. Device Architecture

In this section, we describe the device architecture of Ubi-Finger. As shown in Fig. 3, Ubi-Finger consists of three sensors (a bending sensor, an acceleration sensor, and a touch sensor) to detect gestures of fingers, an infrared transmitter to select a target device in real world and a microcomputer to control these sensors and communicate with a host computer. Each sensor generates the information of motions as follows: (1) a bending degree of an index finger, (2) tilt angles of a wrist, (3) operations of touch sensors by a thumb. We use (1) and (2) for recognition of gestures, and use (3) for the trigger mechanism to start and stop gesture recognition.

3.2. System Architecture

We describe the system architecture to control real-world devices with Ubi-Finger. As shown in Fig. 4, the system consists of four main factors: Ubi-Finger device, Ubi-Appliance (an information appliance with an infrared receiver, LEDs, and a network connection), Ubi-Host (a host computer of Ubi-Finger device), and Ubi-Server (a server to control Ubi-Appliance).

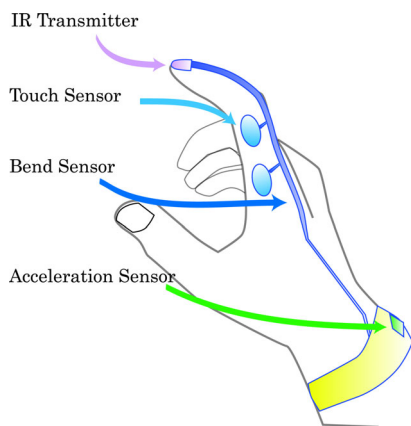


Figure 3. Basic Concept of Ubi-Finger.

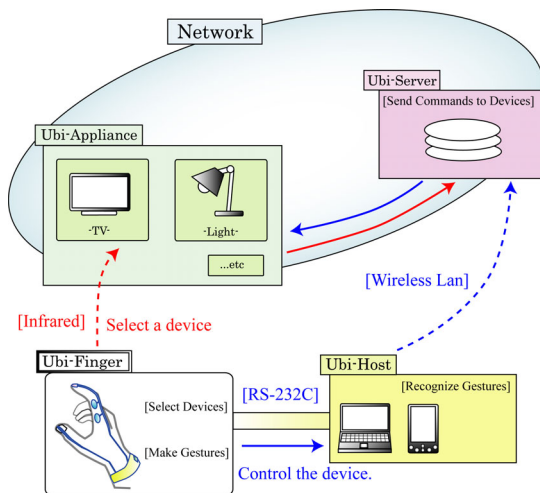


Figure 4. System Architecture of Ubi-Finger.

We explain the system flow briefly. First, a user points at an information appliance (Ubi-Appliance) with Ubi-Finger, and transmits her/his unique ID via infrared signal. When the Ubi-Appliance receives the signal, it transmits both its own ID and the user's ID to a server (Ubi-Server), and the Ubi-Server associates these IDs together to get the correspondence of the user and the Ubi-Appliance. Then, the Ubi-Server transmits a feedback signal to the Ubi-Appliance, and the Ubi-Appliance shows its state of selection with LEDs. After the user confirms the state of the target Ubi-Appliance, she/he performs a gesture with Ubi-Finger. A host computer (Ubi-Host) recognizes the gesture, converts it to a specific ID, and transmits it to the Ubi-Server with the user's ID. The Ubi-Server identifies the target Ubi-Appliance with the user's ID, converts the gesture's ID to an appropriate command for the Ubi-Appliance, and controls it via network.

3.3. Prototypes

We have developed prototype systems of Ubi-Finger based on the above concepts. We describe the architectures, technologies, and properties of the prototype systems.

3.3.1. Ubi-Finger Hardware

We explain the prototype of Ubi-Finger hardware (Fig. 5). The size of the prototype device is as compact as a fingertip. The device architectures of the prototype are as follows. We attached a bending sensor (BendMini by Infusion Systems^{*}) on an index finger and two compact switches on the side of an index finger. In addition, we have set a 2-axis acceleration sensor (ADXL202E by Analog Devices), an infrared transmitter, and two LEDs on the portion of an index finger. We used a microcomputer (Tiny-H8 by Akizuki Denshi Tsusho[†]) to convert the information generated by the sensors to numerical values, and transmit them to a laptop computer (OS: Windows 2000 Professional). Then, the Ubi-Host software on the laptop computer recognizes gestures by analyzing the input value in real time, and communicates with Ubi-Server via wireless network.




Figure 5. Prototype of Ubi-Finger Hardware

3.3.2. Ubi-Appliance and Attachable Controller

While the necessary factors of Ubi-Appliance such as an infrared receiver, LEDs, and a network connection will be satisfied by many information appliances in near future, it would take a long time that these information appliances become popular. Therefore, as shown in Fig. 6, we have developed “Attachable Controller” which can add the necessary factors of Ubi-Appliance to existing electronic appliances by only attaching it to the appliances. As shown in Fig. 7, Attachable Controller consists of three subsystems: “Infrared receiver system”, “Network connection system”, and “Device control system”.

Infrared receiver system

The function of this subsystem is to receive infrared signals from Ubi-Finger and show the selection state of Ubi-Appliance. This system consists of an infrared receiver, two LEDs, a microcomputer (PIC16F84A by Microchip Technology), and other surrounding circuits.

Network connection system

The function of this subsystem is to communicate with Ubi-Server via network. This system is mainly based on a product called “PICNIC” released by Tristate[‡]. PICNIC is a microcomputer which has a LAN interface and functions just like a web server.

Device control system

The function of this subsystem is to control electronic appliances via infrared or other ways. This system consists of infrared transmitter, a convertible EEPROM (Electrically Erasable and Programmable Read Only Memory), a micro

^{*} <http://www.infusionsystems.com/>

[†] <http://www.akizuki.ne.jp/>

[‡] <http://www.tristate.ne.jp/>

computer (PIC16F84A by Microchip Technology[§]), and other surrounding circuits.

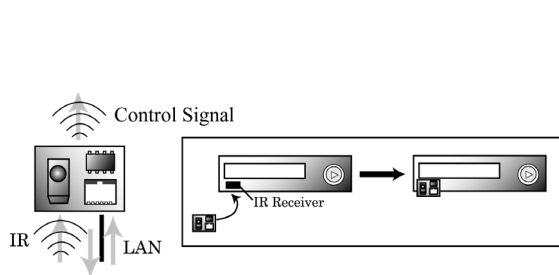


Figure 6. Basic Concept of Attachable Controller.

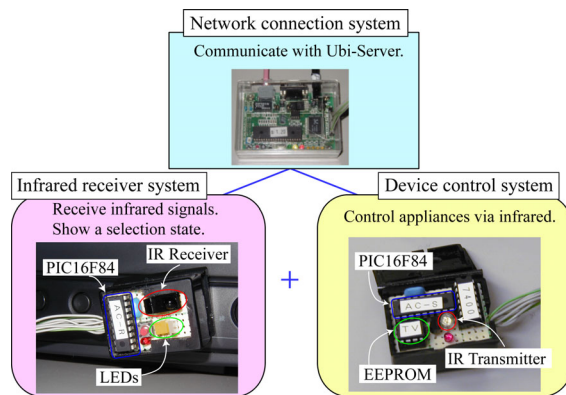


Figure 7. System Architecture of Attachable Controller

4. APPLICATIONS

In this section, we describe three applications of Ubi-Finger.

4.1 Control of Information Appliances.

We have developed an application to control information appliances with Ubi-Finger. When users control electronic appliances in real world with existing remote controls, they must use multiple remote controls as many as target devices and learn different control methods with each devices. Although users can control multiple devices with learnable remote controls, the correspondence between functions and buttons becomes more complicated in those approaches, and users' loads on learning increase more severely. In contrast, Ubi-Finger doesn't have such problems, since users can simply select target appliances with "pointing", and control them naturally with gestures by using Ubi-Finger.

We have developed some examples to control electronic appliances such as lights, TVs, component stereos, and video recorders with Ubi-Finger and Attachable Controller. We concerned here with the example to control a TV with Ubi-Finger. We have provided six functions to control a TV, that is, "Turn on/off a TV", "Turn up the volume", "Turn down the volume", "Change to next channel", "Change to previous channel", "Mute the volume". We have proposed easy-to-understand correspondence between these functions and gestures by using existing metaphors. For example, since the "turn up the volume" function makes users think of a motion to "turn right a volume knob", we have allocated that function to a gesture to "turn right a wrist". We show the examples of correspondence between functions and gestures in Fig. 8.

4.2 Help of Efficient Window Scrolling of Computers

We have developed an application to scroll a window efficiently with Ubi-Finger during inputting texts. When users input texts or code programs with a text editor, it's a popular situation to scroll the window in order to refer other parts of the texts. There have been some existing methods to achieve the task such as mouse wheels or touch-pads, however, those approaches are not so efficient since users must leave their fingers from keyboards. By using Ubi-Finger, users can efficiently achieve the task by only moving their index fingers slightly, without leaving their fingers from keyboards (Fig. 9).

4.3 Dynamic Presentation

We have developed an application to give dynamic presentations with gestures. When users give presentations with conventional ways, they had to control presentation software in front of laptop computers. But such control methods are sometimes bothering, especially when users give presentations in front of large crowds. By using Ubi-Finger, users hardly need to mind controlling computers, and give presentations more smoothly.

[§] <http://www.microchip.com/>

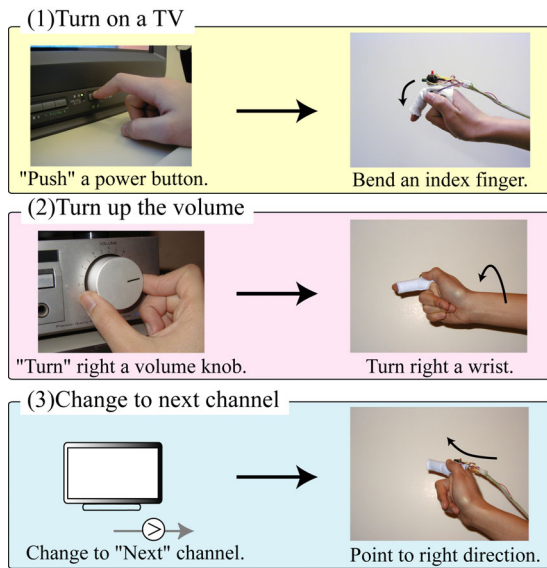


Figure 8. Examples of Operations using Ubi-Finger




Figure 9. Help efficient window scrolling of computers

5. EVALUATION

We have evaluated the effectiveness of Ubi-Finger's features such as the selection method of target devices with pointing and the control method of the devices with gestures. We have performed experiments that users control multiple appliances with the prototype of Ubi-Finger. We have selected 10 test subjects who had never used Ubi-Finger. Their ages are between 23 and 47.

5.1. Evaluation Methods

We have prepared a component stereo and a table light, and gave test subjects the task to control both devices continuously. We set the distance between target devices and test subjects two meters, and set the distance between each device one meter. We focused on commonly used functions of these appliances in the experiment, that is, "Play", "Stop", "Turn the volume up", and "Turn the volume down" for the component stereo and "Turn on", "Turn off", "Brighten the light", and "Dim the light" for the table light. Then, we have made questionnaire survey to get their subjective feedbacks, and asked them oral questions about problems of the prototypes and so on.

5.2. Evaluation Results

First, we round up the typical result of the questionnaire survey. We asked the test subjects "Are the operation techniques of real-world devices with gestures easy to understand?", and got answers with four options as follows: "Very easy to understand", "Easy to understand", "Difficult to understand", and "Very difficult to understand". In result, 70% of the test subjects chose the option of "Very easy to understand". Along with the users who chose the option of "Easy to understand", 90% of them affirmed our control techniques of real-world devices with gestures (Fig. 10).

Moreover, we asked the test subjects "Do you think the selection techniques of real-world devices by pointing with fingers attractive?", and got answers with four options as follows: "Very attractive", "Attractive", "Not very attractive", "Never Attractive". In result, 80% of the test subjects chose the option of "Very attractive". Furthermore, we asked them "Are the selection techniques of real-world devices by pointing easy to understand?", and got answers with four options. In result, that all of them chose the options of "Very easy to understand" or "Easy to understand", and affirmed our selection techniques of real-world devices with pointing (Fig. 11).

In this way, almost all users valued the basic concepts of Ubi-Finger such as selection techniques with pointing and control techniques with gestures. These results clearly show the effectiveness of our approach. In the meanwhile, some problems of the prototype systems became clear by the oral questions, such as "Cables are troublesome", "Size of the Ubi-Finger device should be adjustable", "Users should be able to add or modify gestures", "Control of trigger mechanism is a little difficult". In addition, our experience shows another problem of "Difficulty in selection of close-in

multiple devices”. We will make efforts to solve these problems.

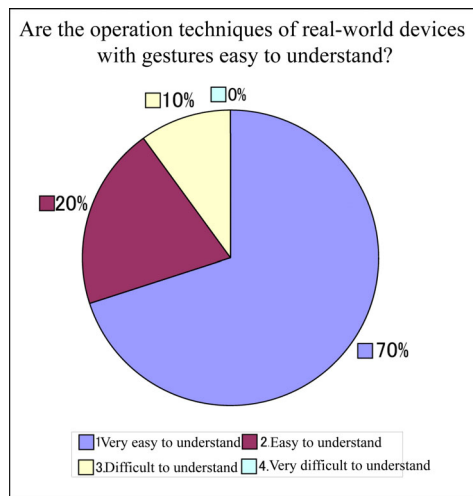


Figure 10. Evaluation of Operations with Gestures

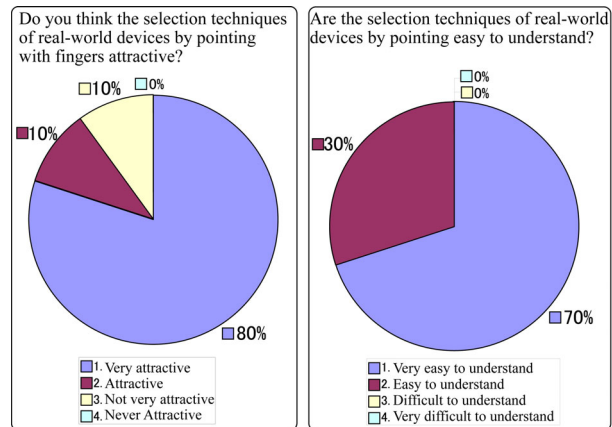


Figure 11. Evaluation of Operations with Pointing

6. RELATED WORKS

5DT DataGlove¹ is a glove-type gesture input device which consists of five bending sensors, an acceleration sensor and so on. 5DT Data Glove mainly purpose to control software in computers, such as Virtual Reality and 3D modeling tool. Our approach is unique in mainly aiming to control devices in real world such as information appliances.

There are some researches on controlling information appliances with particular remote controls such as FieldMouse and Air-Real. FieldMouse¹⁰ consists of a barcode reader to select a target device and motion-sensing devices such as a mouse or an acceleration sensor. FieldMouse realizes controls of target appliances by some motions such as tilting. Our approach can realize more sensuous controls of appliances by providing easy-to-understand correspondence between functions of appliances and gestures with existing metaphors. Air-Real⁶ is a system which consists of remote controls with laser-pointers, a camera to track motions of the laser-pointers, and a projector to show user interfaces near target appliances. Air-Real realizes controls of target devices by pointing with the laser-pointer. While Air-Real needs very large-scale systems, our approach only needs compact systems. We can apply Ubi-Finger to various appliances only by attaching Attachable Controller on existing appliances.

There are some researches on wearable remote controls such as “Gesture Pendant”. Gesture Pendant¹⁵ is a pendant-type wearable device which consists of infrared LEDs and a camera. Gesture Pendant realizes controls of appliances by recognizing gestures with the camera. Our approach is different at recognizing gestures with wearable sensors. The advantages by using wearable sensors are that users can perform gestures without caring about views of cameras or external noise. In addition, our approach is unique at smoothly selecting and control ling target appliances with pointing and gestures.

Attachable Computer⁷ proposed a concept to add existing appliances new functions of showing additional information by attaching microcomputers and sensors to the appliances. While Attachable Computer focuses on adding appliances output functions, our Attachable Controller mainly focuses on adding appliances input and control functions.

Gesture Wrist¹⁴ proposed a simple gesture input technique, by using an acceleration sensor and sensor electrodes on a wrist. Gesture Wrist can recognize several variations of gestures only by wearing a compact device on a wrist. However, since Gesture Wrist doesn't provide the function of clear trigger mechanism to start and stop gesture recognition, it had still some problems on unexpected recognitions.

7. CONCLUSION

We have proposed a wearable interface in mobile environment called “Ubi-Finger” that realizes sensuous controls of mobile computers and information appliances with gestures of fingers. We have also developed prototype systems, and evaluated the effectiveness of our approach.

By using Ubi-Finger, users can select target appliances with “pointing”, and control the appliances with gestures of fingers. In our approach, users can control multiple devices without bothering about complicate control methods. Moreover, they can sensuously control various appliances by using existing metaphors and corporeality. Almost all users valued our approach in the evaluation, and we have confirmed the effectiveness of our approach.

When we solve several existing problems of current prototype systems, we believe that Ubi-Finger will change the interaction between users and various appliances in Ubiquitous Computing more naturally.

REFERENCES

1. 5DT Data Gloves:
<http://www.5dt.com/hardware.html#glove>.
2. Fukumoto, M.: Can You Input on 24-hours!? - Wearable Interfaces -, IPSJ Magazine Vol.41, No.2, pp. 123--126 (2000). (in Japanese)
3. Fukumoto, M. and Tonomura, Y.: Body coupled FingeRing: Wireless wearable keyboard, *Proceedings of the ACM Conference on Human Factors in Computing Systems (CHI'97)*, Addison-Wesley, pp. 147--154 (1997).
4. Gibson, J.: *The ecological approach to visual perception*, Houghton Mifflin Company (1979).
5. HalfKeyboard:
<http://www.halfkeyboard.com/index.html>.
6. Hoshino, T., Maruyama, Y., Katayama, A., Shibata, Y., and Yoshimaru, T.: Air-Real: Object-Oriented User Interface for Home Network System, *Proceedings of Workshop on Interactive Systems and Software 2001 (WISS'2001)*, pp. 113--118 (2001). (in Japanese)
7. Iga, S., Itoh, E., Higuchi, F. and Yasumura, M.: Attachable Computer: Augmentation of Electric Household Appliances by Fit-up Computer, *Proceedings of Asia Pacific Computer Human Interaction (APCHI'98)*, pp. 51--56 (1998).
8. Kita, S.: Why do people gesture?, *Cognitive Studies*, Vol.7, No.1, pp. 9--21 (2000). (in Japanese)
9. Krueger, M.: *Artificial Reality II*, Addison-Wesley (1990).
10. Masui, T. and Siio, I.: Real-World Graphical User Interfaces, *Proceedings of The International Symposium on Handheld and Ubiquitous Computing (HUC'2000)*, pp. 72--84 (2000).
11. Mehrabian, A.: *Silent messages: Implicit communication of emotions and attitudes*, Wadsworth, 2nd edition (1981).
12. Ohki, M., Sagawa, H., Sakiyama, T., Oohira, E., Ikeda, H. and Fujisawa, H.: Pattern recognition and synthesis for sign language translation system, *Proceedings of the first annual ACM conference on Assistive technologies*, ACM Press, pp. 1--8 (1994).
13. Rekimoto, J.: “The World through the Computer: Computer Augmented Interaction with Real World Environments”, in *Designing Communication and Collaboration Support Systems*, Gordon and Breach Science Publishers, 1999.
14. Rekimoto, J.: GestureWrist and GesturePad: Unobtrusive Wearable Interaction Devices, *Proceedings of 5th International Symposium on Wearable Computers (ISWC'2001)* (2001).
15. Starner, T., Auxier, J., Ashbrook, D. and Gandy, M.: The Gesture Pendant: A Self-illuminating, Wearable, Infrared Computer Vision System for Home Automation Control and Medical Monitoring, *Proceedings of 4th International Symposium on Wearable Computers (ISWC'2000)* (2000).
16. Starner, T., Weaver, J. and Pentland, A.: A Wearable Computer Based American Sign Language Recognizer, *Proceedings of First International Symposium on Wearable Computers (ISWC'97)* (1997).
17. Sugimoto, M. and Takahashi, K.: SHK: Single Hand Key Card for Mobile Devices, *Proceedings of the ACM Conference Companion on Human Factors in Computing Systems (CHI'96)*, Addison-Wesley, pp.7--8 (1996).
18. Twiddler2:
<http://www.handykey.com/site/twiddler2.html>.
19. Weiser, M.: The Computer for the 21st Century, *Scientific American (International Edition)*, Vol.265, No.3, pp.66--75 (1991).
20. Zimmerman, T. and Lanier, J.: A Hand Gesture Interface Device, *Proceedings of the ACM Conference on Human Factors in Computing Systems (CHI'87)*, Addison-Wesley, pp. 235--240 (1987).